

dodson[®]

INSTALLATION INSTRUCTIONS

AMG GTR SPORTSMAN'S 6/7

DMS-00-0063 REV 001

21 APRIL 2023

**PREPARED BY: GREG BUCHANAN
DATE: 21APR2023**

RELEASED BY: J. PISL 
DATE: 26APR2023

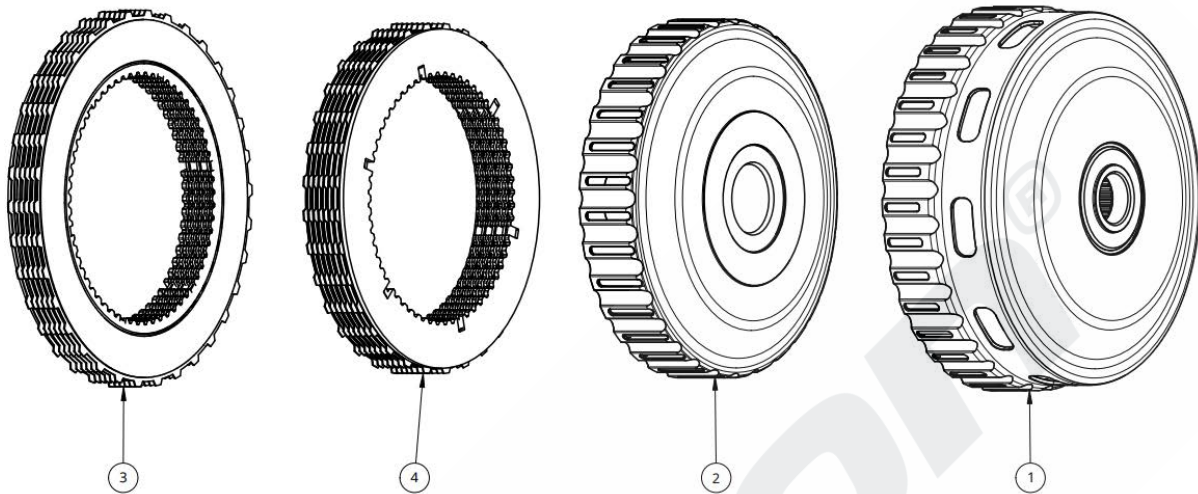
REVISION UPDATE NOTES:

The following table indicates the changes made in this document since the previous revision. All changes will be indicated by a revision bar in the margin.

If you have any questions email us at technical@dodsonmotorsport.com

Revision	Date	Description
REV.001	21APR2023	- Initial release

AMG GTR SPORTSMAN'S 6/7 CLUTCH KIT CONTENTS (DMS-8184)




Item Number	Part Name	DMS Code	Qty
1	LARGE BASKET	DMS-3228	1
2	SMALL BASKET	DMS-3229	1
3	LARGE STACK	DMS-8177	1
4	SMALL STACK	DMS-8178	1

AMG GTR SPORTSMAN'S 6/7 INSTALLATION INSTRUCTIONS DISASSEMBLY

NOTE: Ensure the transmission is drained or otherwise in a position where the transmission fluid can be collected before removing the cover.

STEP 1

Remove the clutch cover bolts from the transmission and remove the cover.



STEP 2

Remove the OEM clutch from the transmission.



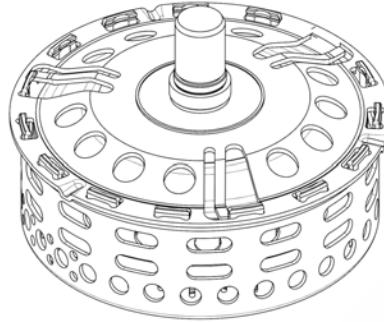
STEP 3

Pack the clutch into a suitable box ensuring the clutch is well protected and send it to Dodson Motorsport.

PLEASE NOTE: THE THRUST WASHER IS NOT REQUIRED TO BE SENT WITH THE CLUTCH, HOWEVER, IT IS REQUIRED FOR THE REASSEMBLY (REFER TO PICTURE BELOW)



ASSEMBLY



STEP 1

Once the upgraded clutch is ready for installation, the procedure is the reverse of disassembly, **make sure the thrust washer is reinstalled before completing the install.**



STEP 2

Reinstall the gearbox, in the reverse of disassembly. **Carry out all fluid filling and bleeding procedures as recommended by the manufacturer.**

STEP 3

With an appropriate scan tool **carry out the suitable calibration procedure of the transmission and clutch assembly.**

After the calibration is completed successfully, it is recommended to perform a **50-100 km drive. Do not use full power or extremely light throttle during this drive.** A moderate amount of throttle is recommended. This procedure will allow the clutch to properly bed in and then automatically adjust to the conditions.

If you have any questions email us at technical@dodsonmotorsport.com